

AUTO CUT S 125P




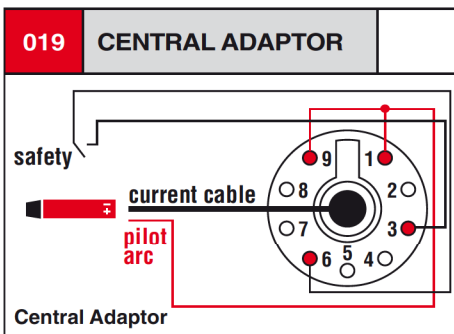
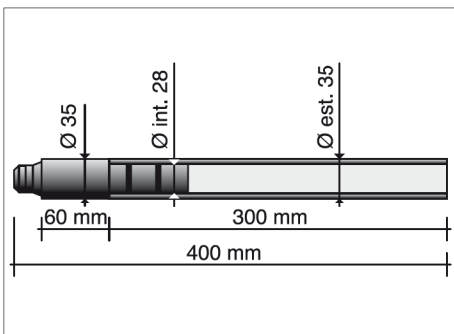
CODE	↔	
------	---	--


















PA2260	6 m	19.7'	CENTRAL
--------	-----	-------	---------







PA2261	6 m	19.7'	1/4 GAS
--------	-----	-------	---------

TECHNICAL DATA		
----------------	--	--

NO HF		
	0,7 kg	1.54 lb
V PEAK	500	
	5 bar	
	180 l/min	
X 60%	120A	
X 100%	90A	
	25÷35 mm	



	CODE		Ø		CONTACT		REF				
											
2	PC0179		long life			39,5 mm				2	
3	PD0179-13		80 A	1,3 mm	0.51"	20 mm				-	10
3	PD0179-14		100 A	1,4 mm	.052"	20 mm				-	10
3	PD0179-15		120 A	1,5 mm	.059"	20 mm				-	10
4	PF0179		plasma diffuser			12,6 mm				-	2
5	PR0179		plasma electrode			24,6 mm					10
6	FH0979										10

	CODE	
7	EA0223	 10
7	PF0133	 plasma torch head 1
7	PT0030	 repair kit 1
9	TP0061	 1
10	PH0361	 power cable 6 m - 1/4 G 1

	CODE	
10	PH0450	 6 m - 1/4 G 1
10	QB0164	 cover
11	CY0035	 cable support 1
11	CY0036	 ring 10
11	FY0023	 central adaptor 1

STANDARD

 CONTACT SHORT

 CONTACT LONG