

# ERGOCUT A 141



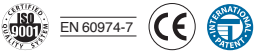

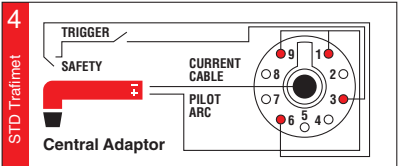
HF

6-12 m / 19.7'-40' 1.1 Kg / 2.43 lb



V peak	500	5 bar	210 l/min
X 60%	140 A	X 100% 100 A	35±40 mm

CODE	↔	
PA1500	6 m / 19.7'	M14x1
PA1501	12 m / 40'	M14x1
PA1502	6 m / 19.7'	1/4 G
PA1504	6 m / 19.7'	Central Adaptor
PA1505	12 m / 40'	Central Adaptor



FH0563



PR0116



PE0103



PR0101



PE0101



Ø mm	Ø in	Cu	⌘
1,4	.052	PD0117-14	100 A
1,7	.066	PD0117-17	130 A
1,9	.074	PD0117-19	140 A

Ø mm	Ø in	Cu	⌘
1,2	.045	PD0111-12	80 A

Ø mm	Ø in	Cu	⌘
0,8	.030	PD0101-08	30 A
1,1	.043	PD0101-11	60 A
1,4	.052	PD0101-14	100 A
1,7	.066	<b>PD0101-17</b>	130 A
1,9	.074	PD0101-19	140 A
3,0	1/8	PD0101-30	gouging

PC0103



50,3

PC0131  
Long Life - gouging



FH0297

PC0102  
Long Life




PC0101



52

CV0009



**DRAG**

CV0008



**CONTACT CUTTING**

CV0039



**GOUGING**

CV0023



CV0011



CV0012



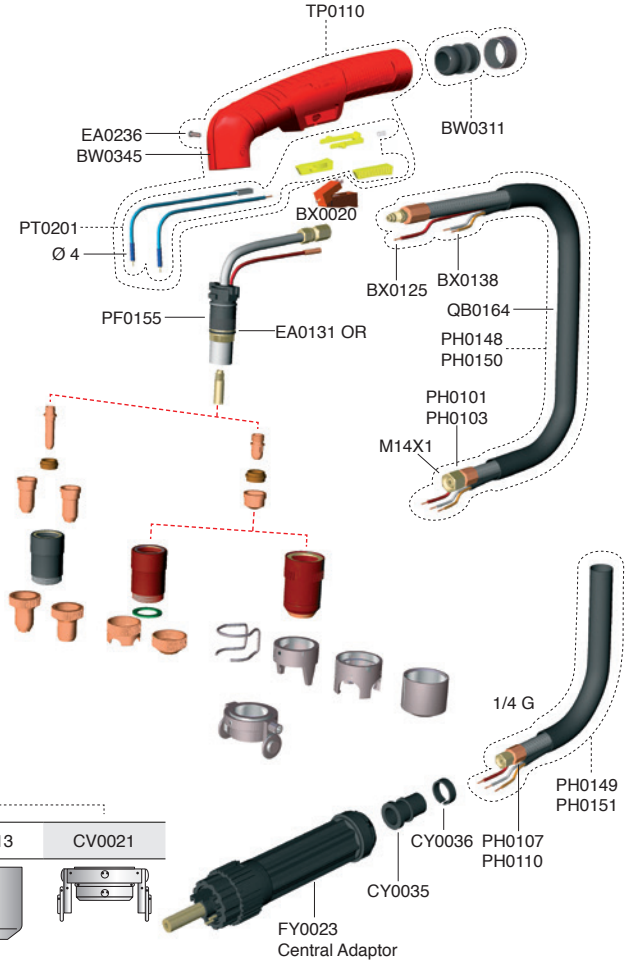
CV0014



CV0013



CV0021



**STANDARD**